

E3 ALLIANCESM
EDUCATION EQUALS ECONOMICS

An E3 Alliance Informational Session

Right Here, Right Now:

the best of teaching & learning

November 16 & 19, 2020

Presenter:


Matt Pope, Chief Transformation Officer

Moderators:

Lori Davis & Leticia Maynard



@e3alliance





***Transforming education systems
through data and collaboration so all
students succeed.***

E3 Alliance is a nonprofit 501(c)(3) organization based in Austin, Texas.

POLL: What is your current level of concern for teaching & learning in your campus and/or district?



- **Very High** “Wil-suuuuuuuuuhh!”
- **High** “I volunteer as tribute!”
- **Moderate** “Just keep swimming”

E3 Alliance: What have we been up to?

- School & District Partnerships



- Providing PD & Coaching

- Sharing Resources



- Hosting Webinars



- Leading with Data



What's getting in the way? (aka, the Don'ts!)

 **Mixed up language
about our new ways**

 **No curriculum
adjustments**

 **Not enough human
interaction**

 **Instructional priority
overload**

The Best of Teaching & Learning

Clarity of Language



No curriculum adjustments



Not enough human interaction



Instructional priority overload

Clarity of Language

Synchronous (all together/live)

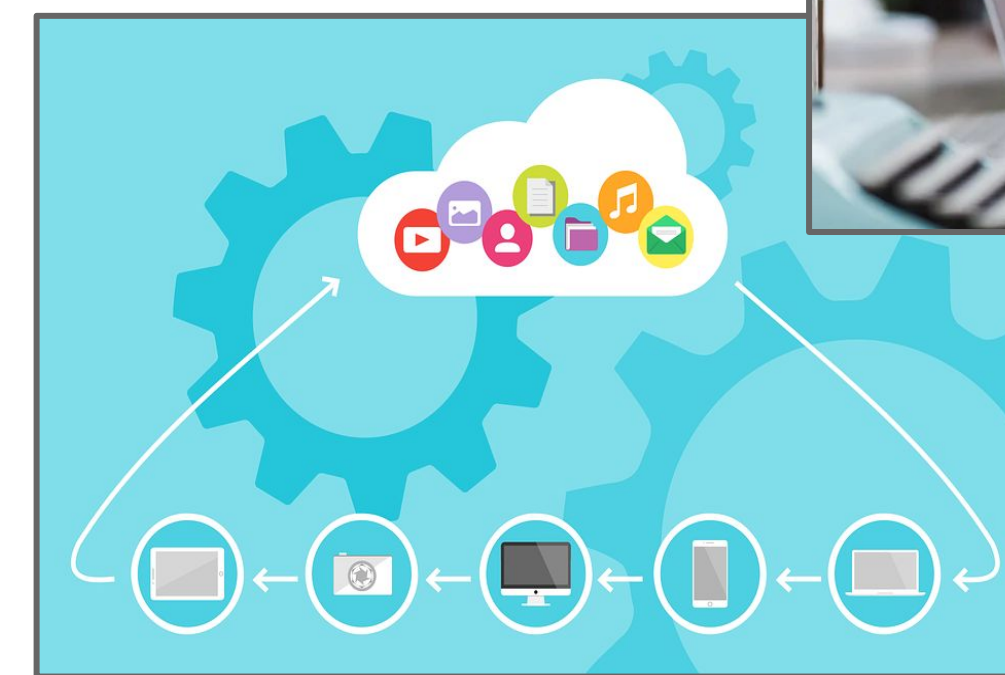


virtual




in-person

Asynchronous (independent/not live)



virtual



in-person

Clarity of Language



In-Person
(LOCATION OF PEOPLE)



Remote or Distance
(LOCATION OF PEOPLE)



Hybrid School Model
(LOCATION OF PEOPLE)



Virtual or Online Learning
(LOCATION OF LEARNING)



Blended Learning
(INSTRUCTIONAL DESIGN/STYLE)



Teaching with Tech
(INSTRUCTIONAL DESIGN/STYLE)



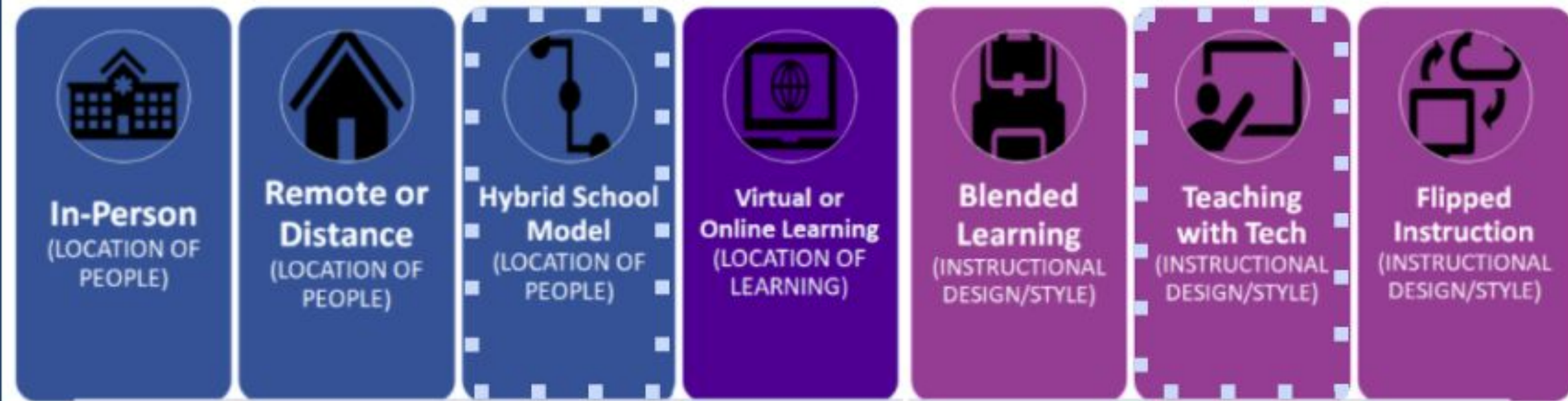
Flipped Instruction
(INSTRUCTIONAL DESIGN/STYLE)

These are NOT dependent on location of people.

Clarity of Language

Example

Central MS Professional Learning (December 16, 2020)



Central MS Spring 2021 Instructional Plan:



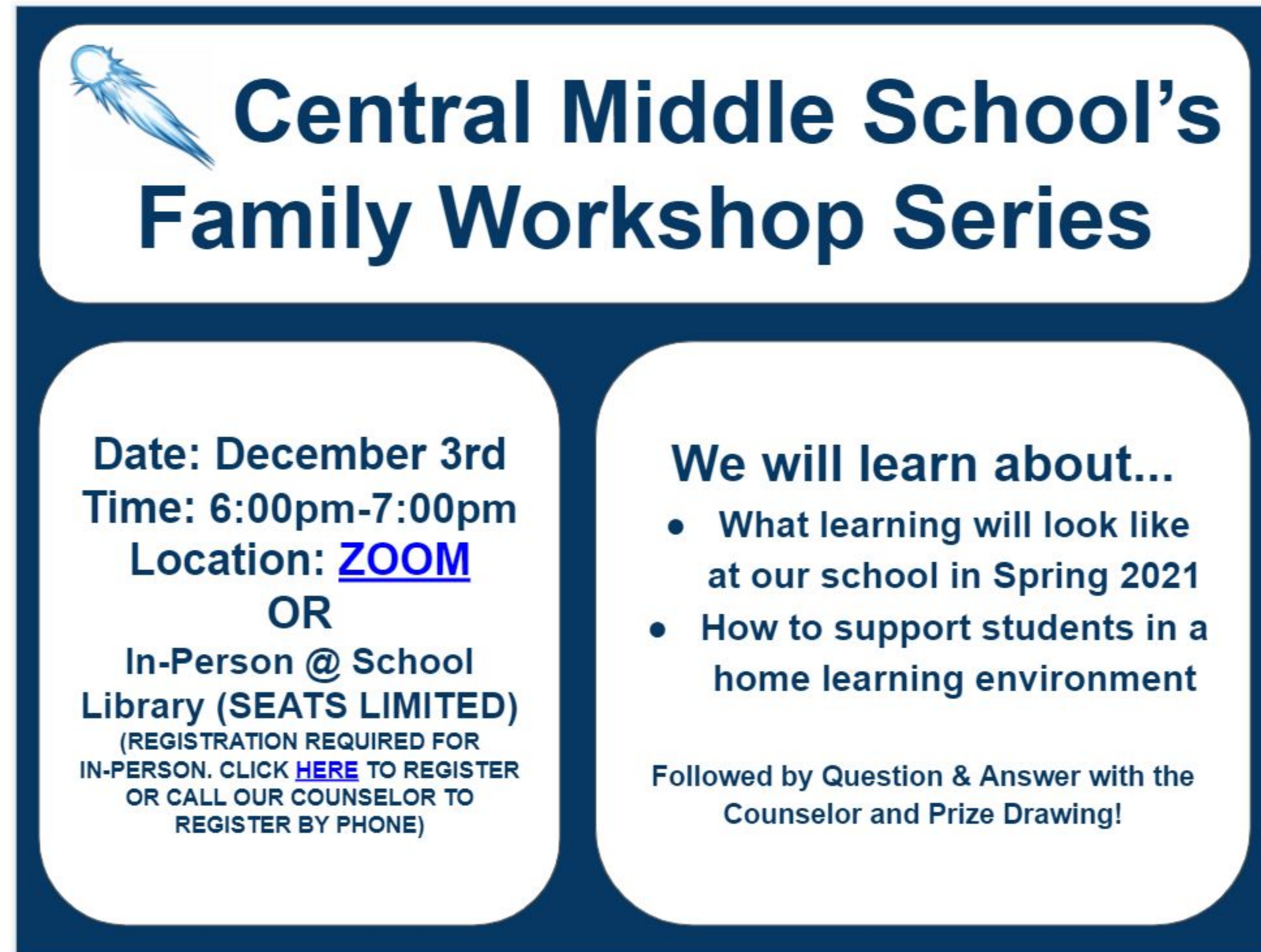
All Remote Learning will be Live / Synchronous


- In-person and remote learners follow mirrored schedule
 - Seven 50 minute class periods (First 30 minutes of each class period live/synchronous)
 - Comet Co-op: 25 minutes each day live/synch
 - Enrichment, Intervention, UIL
- ALL courses managed through Schoology (for both in-person and remote students)

- Details of plan
- Explain the why
- Plan to support

Clarity of Language

- Learning events for families & community
- Communicate details of the plan for teaching & learning
- Everyone knows what to expect and their role



 **Central Middle School's
Family Workshop Series**

Date: December 3rd
Time: 6:00pm-7:00pm
Location: [ZOOM](#)
OR
**In-Person @ School
Library (SEATS LIMITED)**
(REGISTRATION REQUIRED FOR
IN-PERSON. CLICK [HERE](#) TO REGISTER
OR CALL OUR COUNSELOR TO
REGISTER BY PHONE)

We will learn about...

- What learning will look like at our school in Spring 2021
- How to support students in a home learning environment

Followed by Question & Answer with the Counselor and Prize Drawing!

The Best of Teaching & Learning in the Pandemic

Clarity of Language



**No curriculum
adjustments**

More Human
Connections



**Instructional priority
overload**

More Human Connections

- Remote students are at risk of feeling disconnected-lowering motivation and engagement
- Provide opportunities for them to connect, no matter the modality



Live, Virtual Assemblies & Morning Meetings

More Human Connections



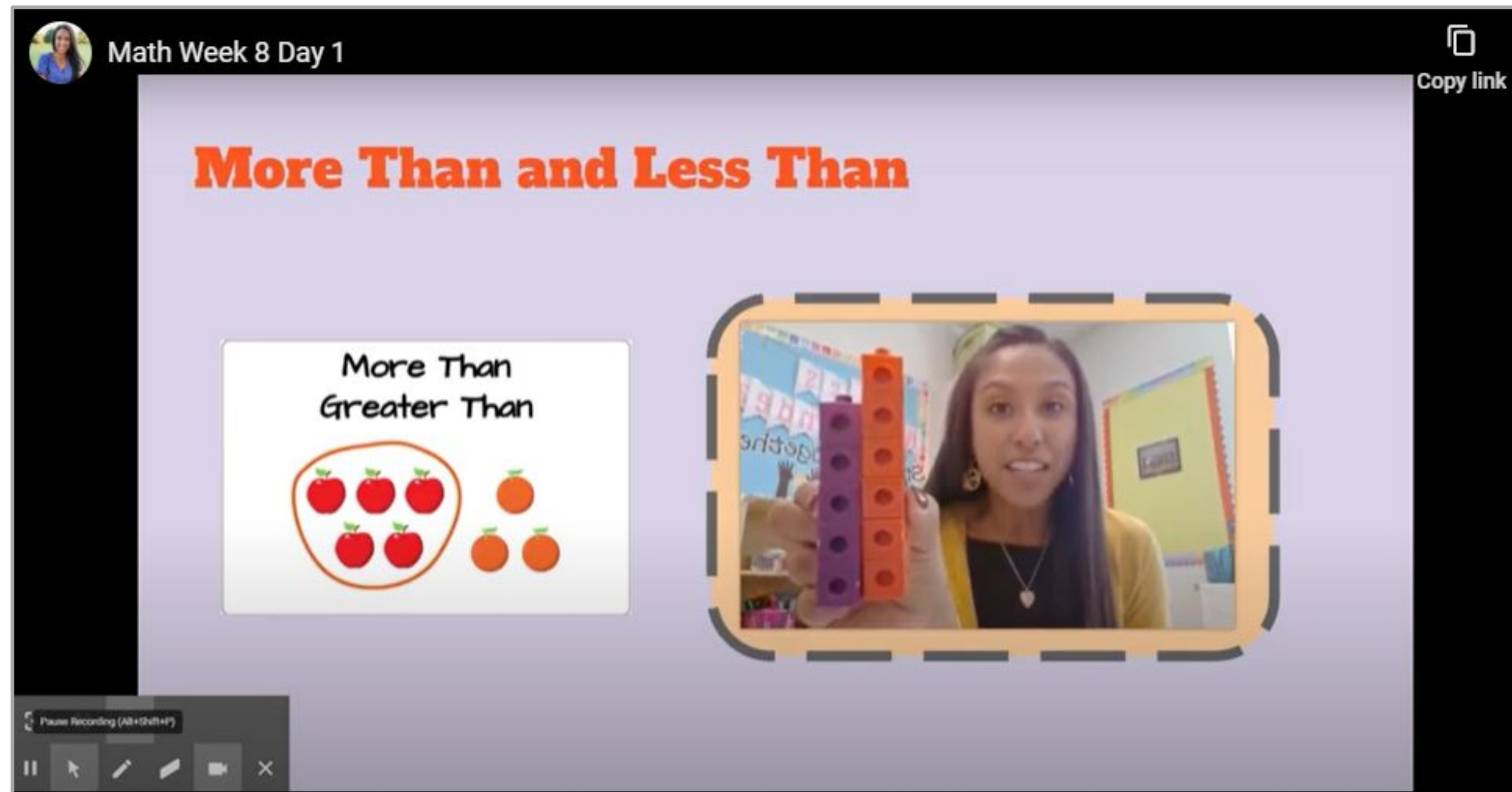
Remote synchronous provides relationship building & engagement with teachers and peers.



Student in-person but in virtual learning environment

Student learning remotely, in virtual learning environment

More Human Connections



Remote-Asynchronous (students watch videos)

- Videos with teacher visible are more effective!
- Audio/Video responses from students too!

The Best of Teaching & Learning in the Pandemic

Clarity of Language

Limit the Curriculum
Content


More Human
Connections



**Instructional priority
overload**

Limit the Curriculum Content

Before the pandemic...



And now...



Limit the Curriculum Content

Example

Criteria we use:

**ALL STANDARDS
IN A UNIT**

**Readiness,
Supporting, Process**

**Critical for the
Course**

**Aligned with
CCR**

**Pre-Assessment
Results**

Grade 4 Math Unit 3:

4.4B, 4.4C, 4.4D, 4.4G, 4.4H, 4.5A

4.4H, 4.5A

4.4H, 4.5A

4.4H, 4.5A

4.5A

Our Resources/Process:

**Campus
Curriculum System**

TEKS Resources

**Professional
Collaboration**

**Professional
Collaboration**

**Instructional
Practices**

Smiley Academy
Planning Structure:
**Study & Narrow
the Content**

Limit the Curriculum Content

Example

Content Study two weeks before unit begins (September 28th):



Pre-Assessment one week before unit begins (October 5th)

October 2020				
MONDAY	TUESDAY	WEDNESDAY	THURSDAY	FRIDAY
12	13	14	15	16
UNIT 3 (multiplication) BEGINS	UNIT 3 LEARNING & FORMATIVE ASSESSMENT	UNIT 3 LEARNING & FORMATIVE ASSESSMENT	UNIT 3 LEARNING & FORMATIVE ASSESSMENT	UNIT 4 (division) PRE-ASSESSMENT
19	20	21	22	23
UNIT 3 LEARNING & FORMATIVE ASSESSMENT	UNIT 3 LEARNING & FORMATIVE ASSESSMENT	UNIT 3 LEARNING & FORMATIVE ASSESSMENT	UNIT 3 (multiplication) POST-ASSESSMENT	UNIT 3 DATA ANALYSIS AND RESPONSE PLAN

Teachers will have 8 days to focus on one standard (4.5A) to ensure mastery for ALL students

The Best of Teaching & Learning in the Pandemic

Clarity of Language

Limit the Content

More Human
Connections

3 to 5 Things. That's it.

ty

3 to 5 Things. That's it.



Lever 5 E.A. 1

“Three to five instructional strategies introduced, modeled, and practiced with consistency and fidelity in all classrooms.”



The Campus Instructional Playbook

“A focused set of (3-5) instructional strategies...detailed, specific, communicated and supported to ensure fidelity of implementation across all classrooms.”

3 to 5 Things. That's it.

Example

Learn to Love
to Learn!

Smiley Middle School

Campus Instructional Playbook

is about



Go Slugs!

providing a clear and consistent set of effective instructional practices that all teachers will use in all classrooms to ensure success for all students.

CAMPUS LESSON TEMPLATE

[*link for virtual instruction](#)

Why: Ensure students understand the connection between the **why, what** and **how** of the day's learning--metacognition benefits for students.

How:

1. CUE: Review the learning objective (students engage)
2. CUE: Describe how learning will happen
3. CUE: Why we are learning the content in this way (students engage)
4. Do: Give clear expectations for the lesson
5. Do the lesson
6. Review: by following steps 1-4 as reflection/questions.

Think, Pair, Share

[*link for virtual instruction](#)

Why: Provide structure and accountability for student collaboration and academic talk.

How:

1. Ask a high level question or give a prompt
2. Give silent think time (ensure anchor of support and/or sentence stems are available for students)
3. Direct students to share for a specified amount of time (tell them who to talk to)-monitor / listen
4. Use randomization to call on some students to share their response with the class

Randomization

[*link for virtual instruction](#)

Why: Ensure all students are active participants in and feel accountable for academic thinking & discussions

How:

1. Set up a method (popsicle sticks, name picker app, etc.)
2. Ask a high level question
3. Provide wait time and anchors of support (notes, stems, etc.)
4. Choose a name
5. Thank them for contributing

Written Response

[*link for virtual instruction](#)

Why: Daily opportunities to practice writing across content areas regarding a specific topic to gain a deeper understanding and demonstrate learning.

How:

1. Prepare a prompt to assess either the previous or current day's learning.
 2. Support with anchors and/or student talk before writing.
 3. Allow students 2-5 minutes to write to the prompt.
 4. Remind students to write in complete sentences (use anchors)
- Allow students to briefly share their writing with teacher or peers-feedback.

The Smiley Middle School Instructional Playbook will ensure all students have consistent access to effective learning environments across our campus. We will practice these strategies in our classrooms frequently and with fidelity. We will participate in professional learning and ask for any needed support for implementing these strategies. These strategies will be part of classroom observations and feedback.

© 2020 E3 Alliance

Campus Instructional Playbook

3 to 5 Things. That's it.

Example

Materials You Will Need:

-
-

SMILEY MIDDLE SCHOOL

Lesson Topic/Title
Date
Teacher / Course / Period

We are a community of

We will ...

Punctual

ides

© E3Alliance 2019

Campus Lesson Template Slides

The Best of Teaching & Learning

Clarity of Language

Limit the Content

**More Human
Connections**

3 to 5 Things. That's it.

POLL: Which of these “best of” ideas resonated the most with you?



- Clarity of Language
- More Human Connections
- Limit the Content
- 3 to 5 things. That's it.

Leading Forward

- The work starts **NOW**

The COVID crises is not going to die down so stop delaying the work!


- Focus on a **few things** and do them well

Mobilize, scale and implement the few things that are going to improve teaching & learning!

Webinar Opportunity

- Road to Recovery Webinar #4
 - School Leaders will share how they are navigating their schools on the road to recovery by focusing on *Attendance, Culture and Instruction*
- Tuesday, December 1, 2020 4:00-5:00pm

[Register Here](#)



E3 ALLIANCESM
EDUCATION EQUALS ECONOMICS

An E3 Alliance Informational Session

Right Here, Right Now:


the best of teaching & learning

November 16 & 19, 2020

Contact Us:

solutions@e3alliance.org

Visit Our Website:



Follow Us:

